







Freshwater Microbes and small Arthropods

Drawings and information from:

Pond Life Identification Kit: a simple guide to small and microscopic pond life. Wim van Egmond and Dave Walker
Micscape Magazine, November 2000.

<http://www.microscopy-uk.org.uk/mag/indexmag.html>

Arthropods (invertebrate animals with jointed appendages and exoskeletons)

Ostracods (types of crustaceans)		bean-like shell <2 mm
Copepods (types of crustaceans)		long antennae, tiny eyespot 0.5 - 3 mm
Daphnia ("water fleas")		antennae, large compound eye 0.3 - several mm
Water bears (Tardigrades)		8 stumpy legs body <1 mm
Water mites		8 legs, round body 0.5 - 5 mm
Mosquito larvae (e.g. fly)		Long, slender body, often moves in S-shaped curves 1 - 20 mm











Egmond and Walker, 2000

Algae (microorganisms that may or may not live in colonies. All algae do photosynthesis.)

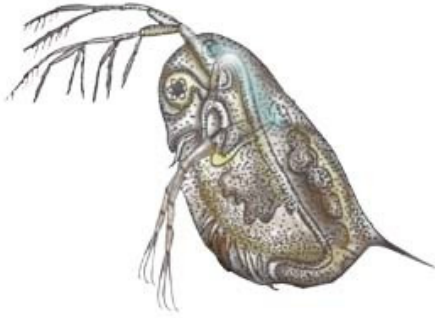
Flagellated forms (flagella may not be visible)		
Euglenoids		green, flagella (whip-like cilia), free-swimming, red eye spot, body is flexible <0.4 mm
Dinoflagellates		brown, 2 flagella, (1 in girdle), free-swimming, tough armour <0.4 mm
Volvox (type of Green Algae)		Special colonies of cells
Non-flagellated forms		
Blue-green algae (cyanobacteria)		blue-green, often slow locomotion, used to be considered algae but more related to bacteria cells <0.05 mm colonies can be many mm
Diatoms		usually brownish, silica cell wall in two parts, solitary or colonial, some have a slow gliding motion <0.5 mm
Desmids		green, no flagella, mainly solitary, some colonial, various shapes, two semi-cells which are mirror images <0.5 mm
Green algae (Chlorophyta)		Green, may or may not move, not attached to a surface
Water net		a sock-like colony, green algae
Filamentous forms		
Pond scum (Gamophyta: conjugating green algae)		non-branching, green, chains of cells with distinctly shaped cell contents cell with <0.1 mm. length: centimeters
Other non-branching forms		
Branching forms		
Red algae (Rhodophyta)		mainly marine, but some freshwater forms, not always red

Egmond and Walker. 2000

Other Protists (algae are types of protists)

Amoeba		move with pseudopods 0.02 - 5 mm
Shelled amoeba		amoeba with a shell e.g. of sand grains 0.1 - 0.4 mm
Heliozoans 'Sun animalcules'		immobile, spherical with radiating hair-like pseudopods 0.01 - 1 mm
Ciliates - Peritrichs		cylindrical or bell-shaped bodies, undulating membrane of cilia, some stalked, often colonial and attached to animals or plants bell: <0.25mm
Ciliates - Suctoria		on water plants and other animals, adult ciliates have lost cilia, sticky tentacles capture prey <0.7 mm
Other ciliates	 <i>Coleps</i>	various, mostly free living forms
	 <i>Lacrymaria</i>	cell usually of a fixed shape but can be contractile, or extending neck, cilia of various forms, fixed mouth 0.01 - 4 mm
	 <i>Paramecium</i>	
	 <i>Stentor</i>	
	 <i>Spirostomum</i>	

Egmond and Walker. 2000



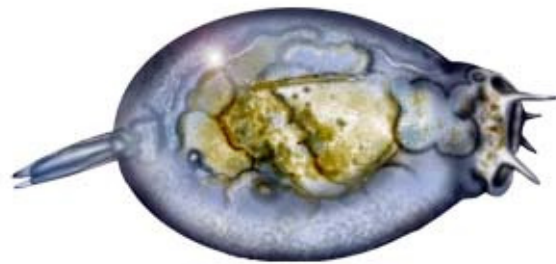
Cladoceran



Copepod



Phytoplankton



Rotifer